


Single point load cell up to 635 kg

with electrical output



silicone free version with black sealing compound

Description

Single-point load cells are especially designed to be used in platform weighing. Without additional construction or compensation tasks they can be mounted directly under the platforms.

Basically it can be used in countless applications where high accuracy and easy mounting is required. The easy handling of the load cell is a big advantage.

Note

The load cells are to be mounted on an even surface.

The permitted load direction is marked with an arrow symbol.

Features

- for tension and compression
- high accuracy
- simple installation
- low installation height
- simple force introduction
- protection class IP 65

Measuring ranges

- 5 ... 635 kg

Applications

- small platforms
- instrument manufacturing
- Test equipment

Specific information

- Option: silicon-free design

Model: F4222

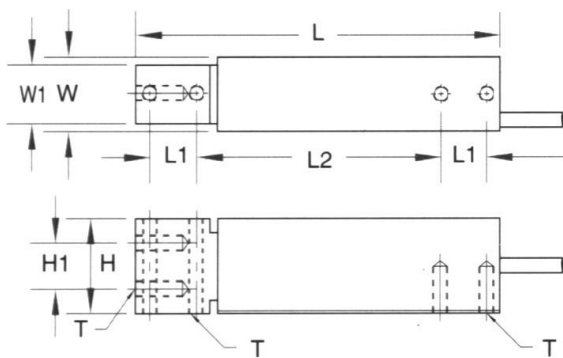
Technical Data

Model	F4222		Options
Nominal load F_{nom} [kg]	5, 10, 30, 50	100, 300, 500	silicone free
Platform dimensions [mm]	400 x 400	400 x 600	
Accuracy class	0.025%		
Limit load	150% F_{nom}		
Breaking load	> 200% F_{nom}		
Combined error	$\leq \pm 0.025\%$ of F.S.		
Creep, 30 min. at F_{nom}	$\leq \pm 0.03\%$ of F.S.		
Zero return after 30 min. at nominal load	0.03%		
Nominal deflection	< 1 mm		
Nominal temperature range	-10 ... +40°C		
Service temperature range	-20 ... +60°C		
Storage temperature range	-40 ... +70°C		
Reference temperature	23°C		
Temperture effect -span -zero	$\leq \pm 0.015\%$ of F.S. / 10 K $\leq \pm 0.3\%$ of F.S. / 10 K		
Protection type (acc. to EN 60529/IEC 529)	IP 65		
Insulation resistance	> 5 G Ω / 50 V		
Analogue output			0(4)...20 mA; 0...10 VDC
- Output signal	2 mV/V		
- Bridge resistance	Input: 410 \pm 10 Ω Output: 350 \pm 3 Ω		
- Tolerance of span	$\leq \pm 10\%$ of F.S.		
- Zero	$\leq \pm 3\%$ of F.S.		
- Excitation voltage - Electrical connection	10 V (max. 15 V) Cable, 4-wire		
Cable length	100 cm	200 cm	Customized length
Material of measuring device	Aluminium		

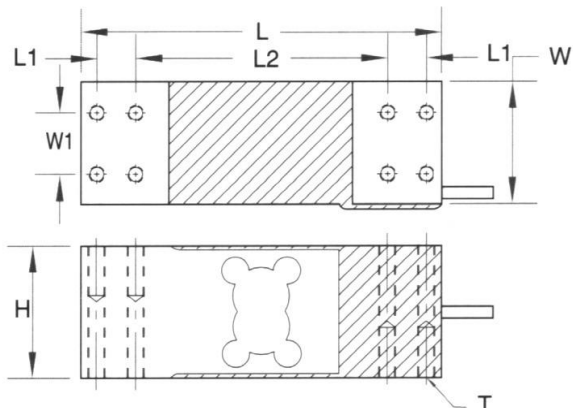
for load cells with amplifiers (0 (4) ... 20 mA, 0..10 V, 3-wire system

of F.S. = of Full Scale

Drawing: 5 ... 50 kg



Drawing: 100 ... 500 kg



Electr. connection	
Supply (-)	black
Supply (+)	red
Sign. (+)	green
Sign. (-)	white

Nominal load [kg]	Dimensions [mm]								
	L	L1	L2	W	W1	H	H1	T	connector cable
5 / 10 / 15 / 20 / 30 / 50	150	19	100	30	24	39	19	M6x1.0	1 m
100 / 250 / 300 / 500/ 635	174	19	122	60	30	65	---	M8x1.25	2 m

Subject of technical changes