

Mechanical vacuum switch S4412

Diaphragm switch with changeover contact



Description

The new mechanical vacuum switch in model series S4412 is used in areas in which an electrical signal is required depending on specified vacuum values.

The diaphragm switch is suitable for air, neutral fluids or self-lubricating fluids.

An adjusting screw allows setpoints to be easily adjusted, even in situ. The hysteresis can also be set within the range of 0.1 to 0.3 bar using the second screw, or the switch can simply be ordered with a factory-set setpoint.

The switch is supplied in zinc plated steel with a G1/4" screw thread as standard. Many other types of threads and materials are optionally available. Versions for extended specifications can be produced on request. The high-quality design ensures that the switches have a long service life.

Features

- Change-over contact
- Many thread variants
- Adjustable hysteresis
- Overload safety up to 20 bar

Applications

- Mechanical engineering
- Plant construction
- Low vacuum

Adjustment ranges (bar) ²⁾	Overload limit (bar)	Repeatability (bar) ¹⁾	Max. hysteresis	Measurement principal	Switching function
					Change over contact
-0.85..+1	20	±0.02	0.1...0.3 bar	Diaphragm	S4412B114001

¹⁾ The repeatability refers to 20°C.

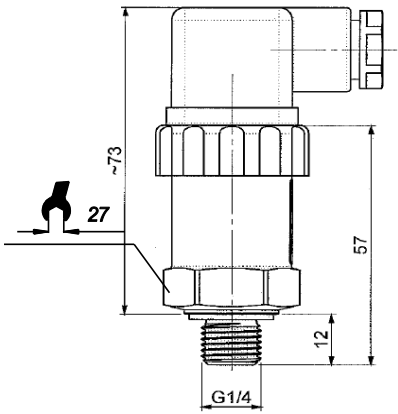
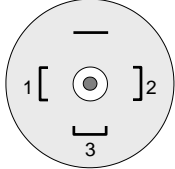
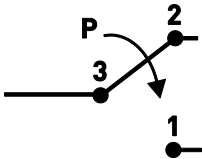
²⁾ The pressure difference between the setpoint and the reset point must be at least 0.2 bar.

Model: S4412

Technical data

Mechanical pressure switch	
Model	S4412
Execution	negative over pressure
Media	air; filtered 50µm, oiled or not oiled
Process connection standard optional	G1/4 G1/8, M10x1, 1/4NPT, 1/8NPT
Measuring principle	spring loaded diaphragm
Materials Measuring element standard Thread standard optional	NBR zinc plated steel stainless steel
Switching outputs Number Switching function Switching element Adjustment standard option	1 SPDT microswitch in situ, with adjustment screw factory adjusted
Hysteresis	0.1...0.3 bar (adjustable)
Power rating¹⁾ DC to 28 V AC to 250 V	max. 2A max. 4A
Load cycles	max. 100/min
Temperature ranges	-10°C...+80°C
Electrical connection	L-plug acc. to DIN EN 175301-803
Protection type	IP65
Mounting position	any
Weight	~ 0.1 kg

¹⁾ All specification for ohmic load.

Dimensions (in mm)	Electrical connection
	SPDT 
	

Subject to technical alternations